

HOLIDAY HOME WORK

CLASS NURSERY

SESSION 2022 -2023



DEAR PARENTS

Summer Holidays are the best time of the year when you get an opportunity to spend maximum time with your child. As parents and teachers, we understand the importance of developing the good habits in children. To keep our little ones busy with some creative and constructive activities, parents are advised to guide and motivate and facilitate their children to complete their work.

ENGLISH

Write A to F with proper pattern (10 times)

RHYME - Brush Your Teeth (With Actions)

STORY - The Capseller and the Monkeys

HINDI

Write अ, आ, उ, ऊ, अं, अः (10 times)

Learn Hindi Rhymes – पूसी आई , चूहे की शादी, नाना की सात रानी है

MATHS

Write 1 to 5 (10 times)

Learn Oral Counting 1 to 20

E.V.S

Learn Any Five:-

Fruits Name

Vegetables Names

Colours Names And Shapes Name

CARE AND CONCERN:

Wishing everyone properly who visits your home

Obey your Grandparents and Parents

Do not use mobiles

Play Outdoor game and Indoor game

Water the plants everyday and feed the birds everyday.

Organize a Mango party at your home with your family and friends .

You can do watermelon party also.

Use Magic Words :-




PATTERN WRITING:-


Do one page daily

STANDING LINES


Standing lines go up and down.









Up to down



Down to up



Help Minkoo to trace the dotted standing lines and colour the crayons :



Teacher's Tip Help the pupils to trace over the dotted lines and colour the crayons appropriately.

TFW-A

8

TAKE ME HOME


Trace the line to help the animal find its home :



Discuss about the homes of different animals with the pupils.

CAP AND TENT


Trace the lines in the cap and the tent. Colour the pictures also :



Extend further the practice of slanting lines with some more examples.

CURVED LINES

Join the dots in Minkoo's umbrella. Colour it also :

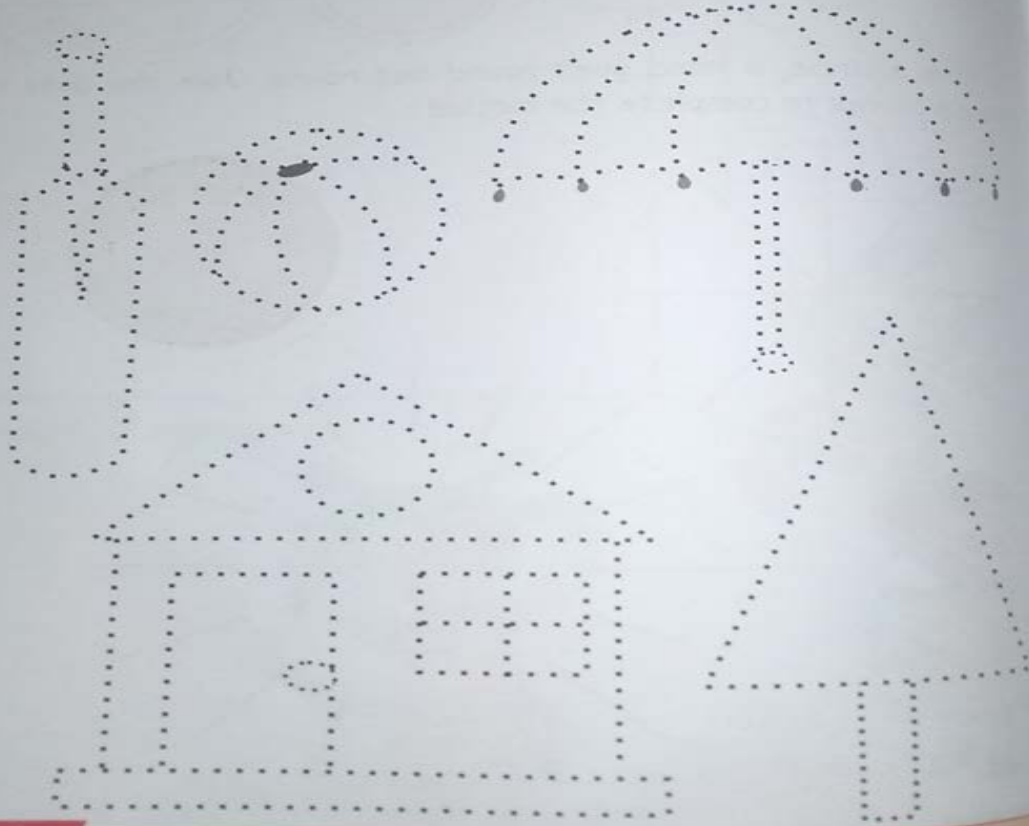


Teacher's
Tip

Draw the curved lines on the blackboard.

MIXED PATTERNS

Complete the pictures with blue sleeping lines, red standing lines, yellow slanting lines, green curves and orange circles :




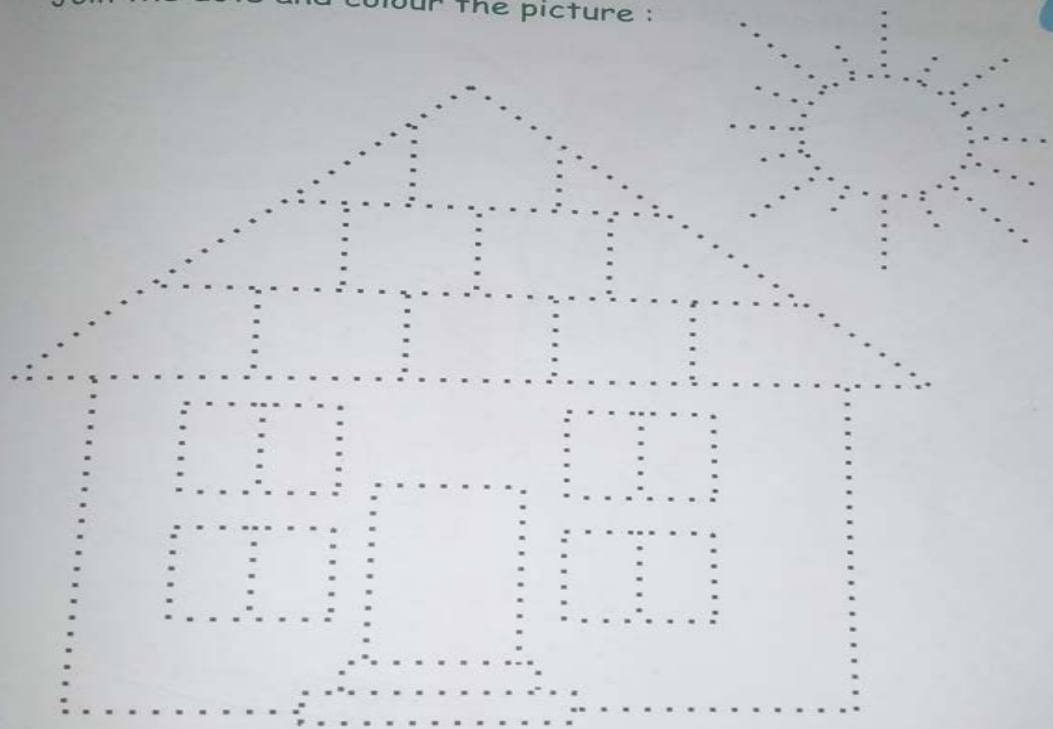
Teachers
TIP



Give more practice on mixed patterns to the pupils.

FUN WITH PATTERNS


Join the dots and colour the picture :



TFW-A


MORE FUN WITH PATTERNS

Join the dots and colour the picture :



THE BALLOON MAN

Here are some more standing lines. Complete and colour the picture :



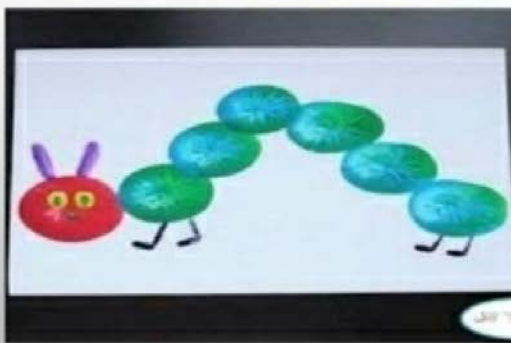
ACTIVITY

FINE MOTOR DEVELOPMENT

1. Mix a handful Rajma, chana and Lobia and ask your child to separate it using tweezers.
2. Scribbling, colouring, mashing potatoes, rolling chapattis, clay moulding, sand play, bursting bubble paper, tearing pasting, pegging the clothes, watering plants with spray bottles.



Balloon Painting



THANK YOU
STAY HOME
STAY SAFE

Enjoy
Summer
Holiday

